

JAMMU & KASHMIR STATE POLLUTION CONTROL BOARD

Parivesh Bhawan, Gladni, Transport Nagar, Jammu.

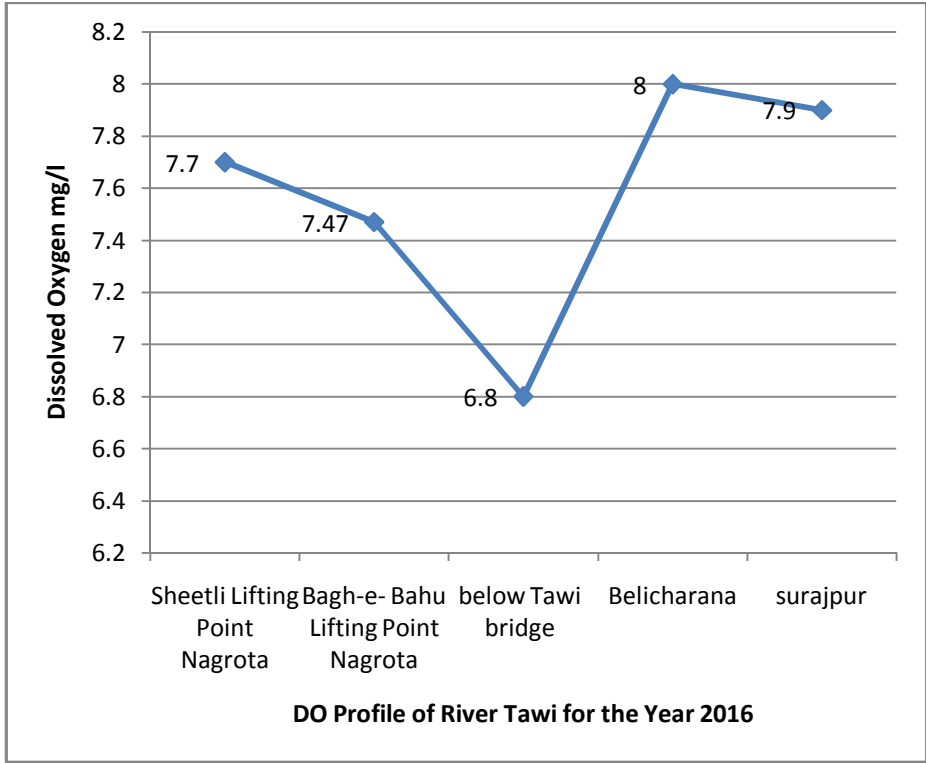
Subject:-Physico-chemical Status of River Tawi on quarterly basis monitoring under NWMP during the year-2016 (Annual -Average).

S.No.	Monitoring Location→ Core Parameters:	Sheetli Lifting point Nagrota NWMP Stn Code:- 2742	Bagh-e- Bahu Lifting Point Stn. code;2743	Below Tawi Bridge Stn.Code: 2744	Belicharana Stn.Code: 2746	Surajpur Stn.Code: 2747	Standard Permissible Limits, As per CPCB Classification of streams
1.	Temperature	20	20.5	20	22	22	-
2.	DO	7.75	7.47	6.8	8	7.9	> 6.0
3.	pH	7.60	7.84	7.88	8.06	7.7	6.5-8.5
4.	Conductivity	205	220	230	259	258	-
5.	BOD	1.25	1.4	4.9	3.36	2.66	< 2.0
6.	Nitrate-N	0.045	0.03	1.9	0.066	0.023	20
7.	Nitrite-N	0.007	0.003	0.020	0.02	0.016	-
General Parameters							
1.	Turbidity	10.25	12	12.5	7.66	6	-
2.	TDS	127	130	137	148	112	500
3.	Ammonical –N	0.069	0.125	0.64	0.44	0.33	-
4.	Phosphate –P	0.0122	0.023	0.033	0.033	0.042	-
5.	Chemical Oxygen Demand	4.07	5.4	15.2	9.06	7.86	-
6.	Alkalinity	162	178	189	183	177	-
7.	Hardness as Ca CO ₃	138	142	143	138	135	-
8.	Calcium as CaCO ₃	107	107	108.5	99	97.6	-
9.	Magnesium as CaCO ₃	30.2	35	34.5	39	37.3	-
10.	Sodium	13.02	13.5	51.6	8.7	13.3	-
11.	Potassium	3.2	2.1	2.6	2.5	2.06	-
12.	Sulphate	6.1	14.4	4.4	6.5	11.3	-
13.	Chloride	22.2	20	21.7	19.3	16.6	250

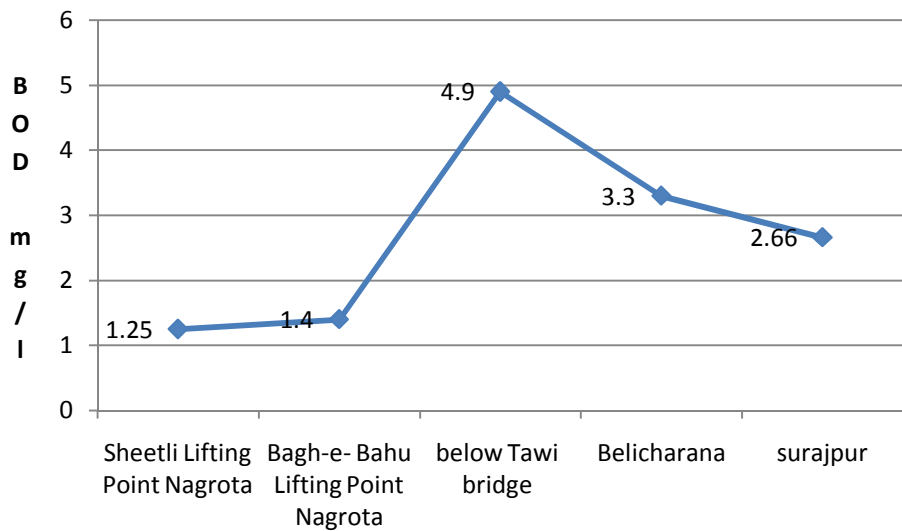
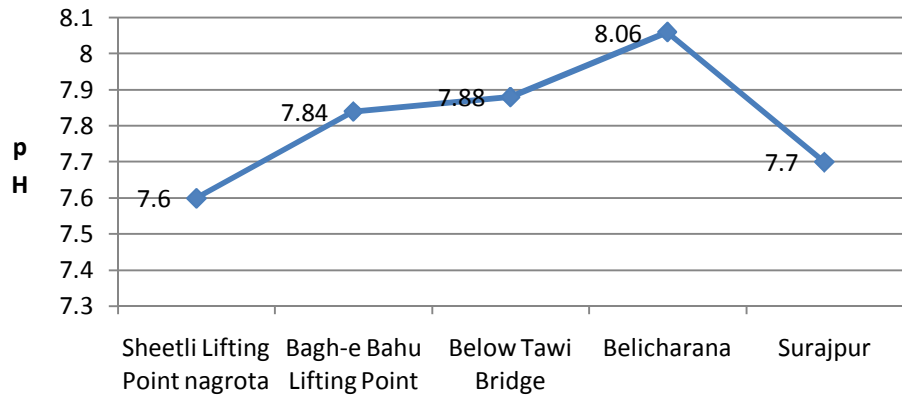
Note :- All the concentrations are expressed in mg/l except pH , Conductivity (µS/cm) & Turbidity (NTU).

I/c
Water Lab

Head Labs
SPCB-Jammu



pH profile of River Tawi for the Year 2016



BOD (biological Oxygen Demand) Profile of River Tawi for the Year 2016

